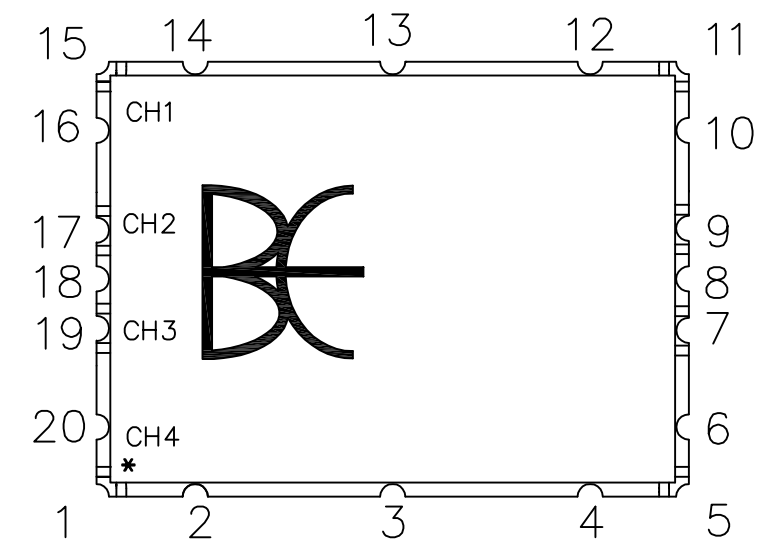
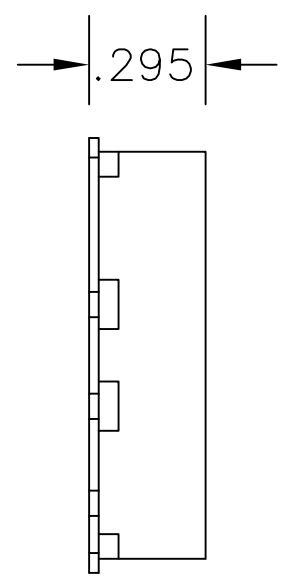
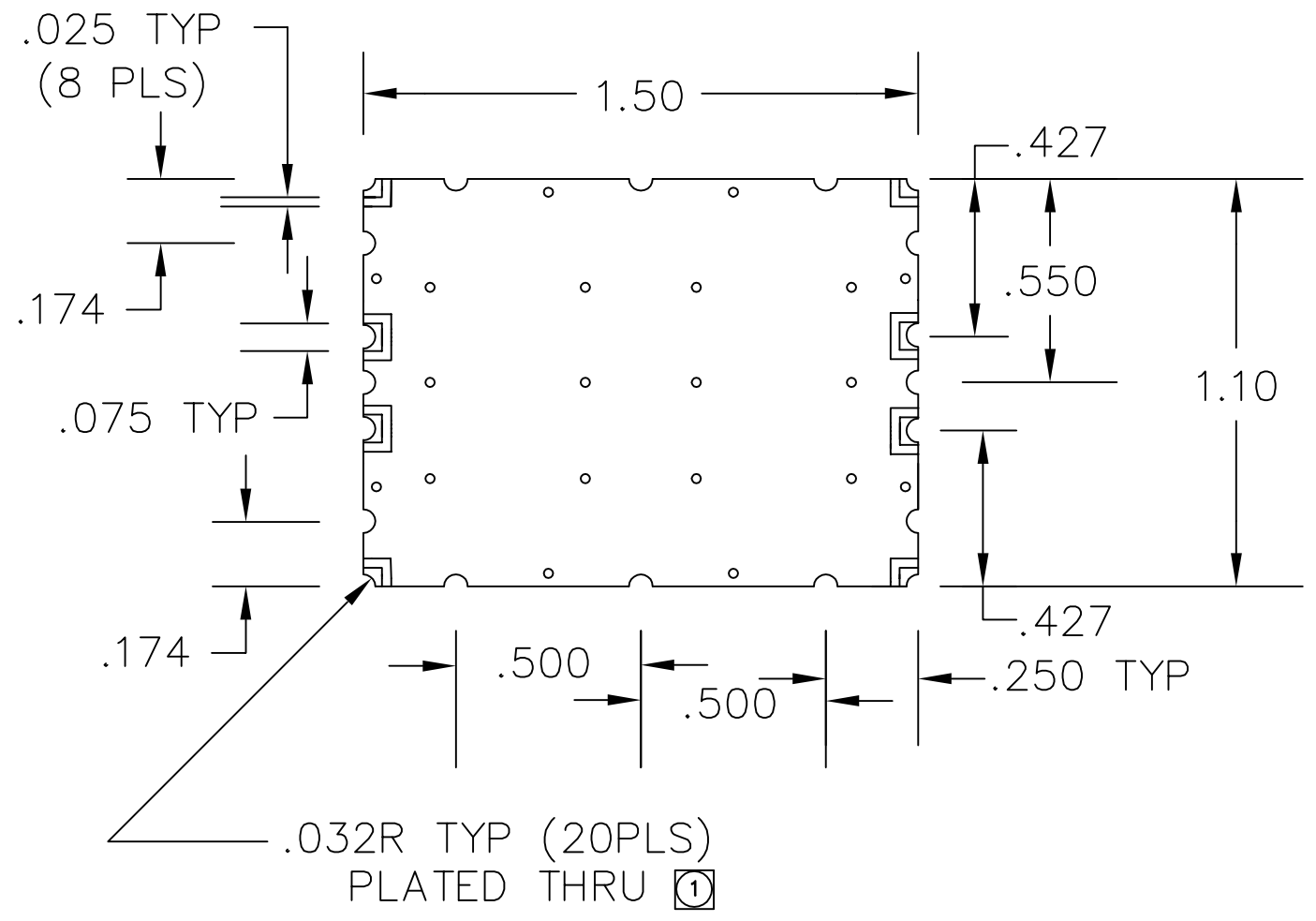


REVISIONS			
REV	DESCRIPTION	DATE	APPROVED
1	Add channel callout, correct mat callout	1/30/13	



- 2 Channel designation.
- CH1 15-11
 - CH2 17-9
 - CH3 19-7
 - CH4 1-5

① Location of plated thru holes are to be held at +/- .005.

THE INFORMATION CONTAINED IN THIS DRAWING IS THE SOLE PROPERTY OF BREE ENGINEERING. ANY REPRODUCTION IN PART OR WHOLE WITHOUT THE WRITTEN PERMISSION OF BREE ENGINEERING IS PROHIBITED.

UNLESS OTHERWISE SPECIFIED DIMENSIONS ARE IN INCHES & TOLERANCES ARE: .XXX .XX ANGLES ±.005 ±.01	CAD GENERATED DRAWING DO NOT MANUALLY UPDATE		BREE ENGINEERING
	DWN LN	DATE 4/14/09	
MATERIAL NELCO/ NICKEL	CHK BE	DATE 4/14/09	OUTLINE
	RESP ENG		
	MFG ENG		
MATERIAL N/A	QUAL ENG		SCALE 4:1
	Scale for REFERENCE ONLY		
SIZE CAGE CODE DWG NO		REV	
B 1K3H5 700174		1	
SHEET 1 OF 1			