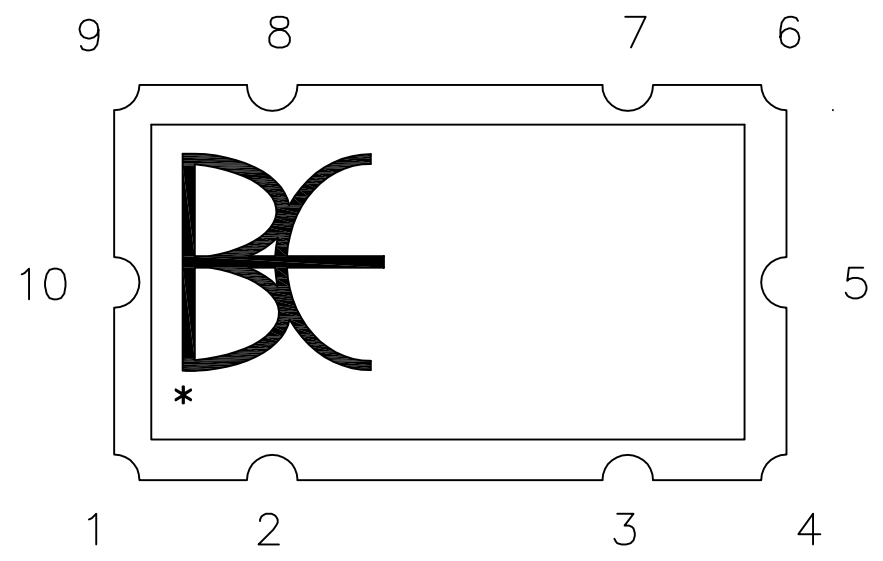
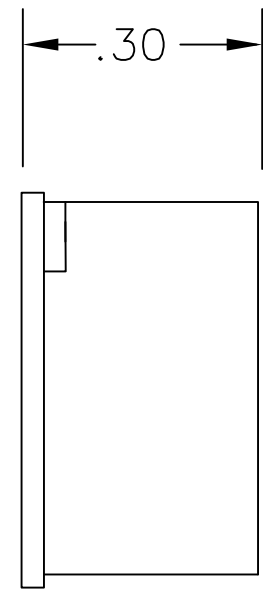
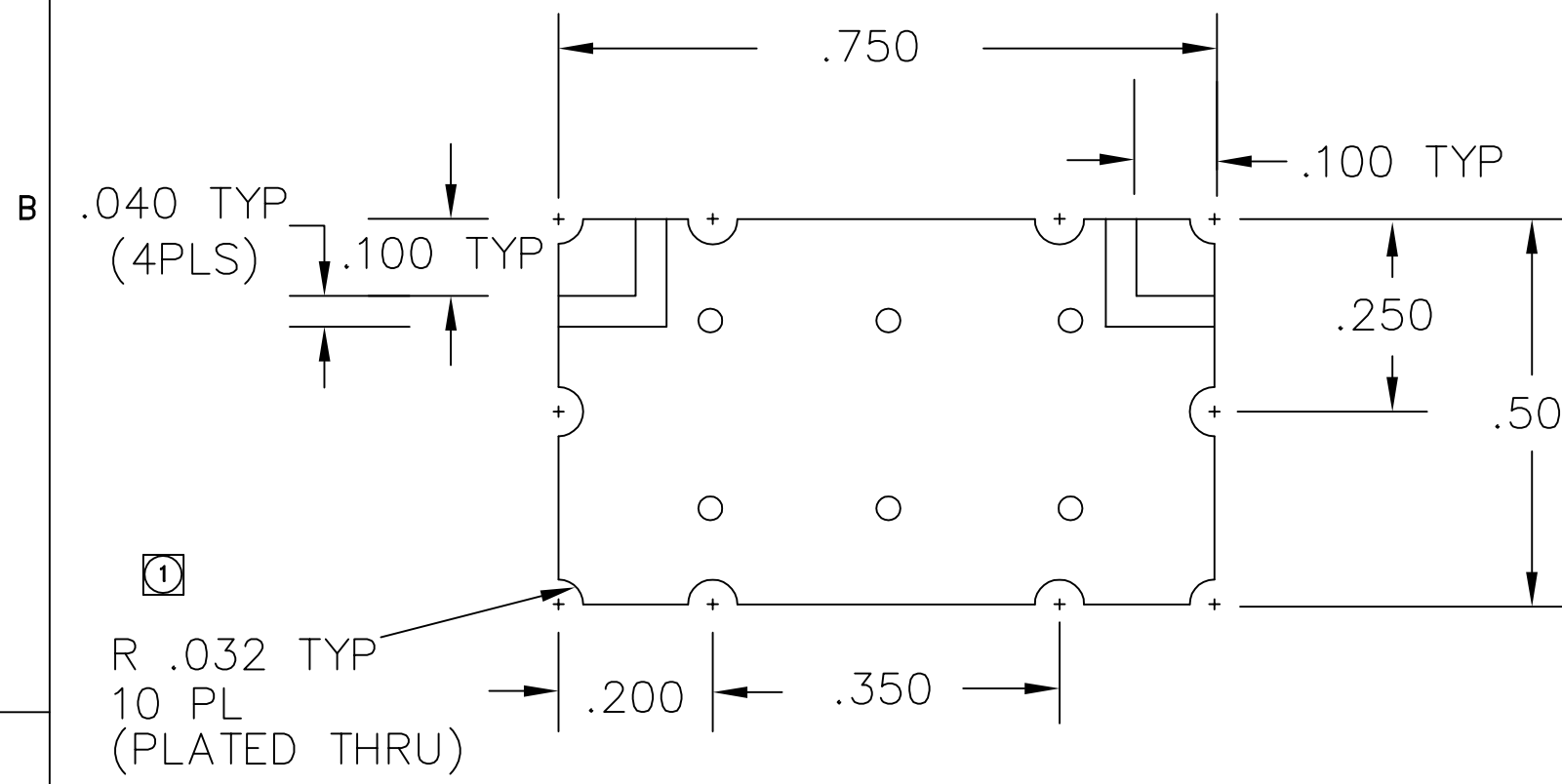


REVISIONS			
REV	DESCRIPTION	DATE	APPROVED



CONTACT I/O
(TOP VIEW)

① Location of plated thru holes are to be held at +/- .005.

THE INFORMATION CONTAINED IN THIS DRAWING IS THE SOLE PROPERTY OF BREE ENGINEERING. ANY REPRODUCTION IN PART OR WHOLE WITHOUT THE WRITTEN PERMISSION OF BREE ENGINEERING IS PROHIBITED.

UNLESS OTHERWISE SPECIFIED DIMENSIONS ARE IN INCHES & TOLERANCES ARE: .XXX .XX ANGLES ±.005 ±.01	CAD GENERATED DRAWING DO NOT MANUALLY UPDATE		B/E BREE ENGINEERING
	DWN LN	DATE 8/21/09	
MATERIAL PCB-FR4 / NICKEL	CHK		OUTLINE
	RESP ENG		
MATERIAL N/A	MFG ENG		SIZE CAGE CODE DWG NO B 1K3H5 700183
	QUAL ENG		
Scale for REFERENCE ONLY			REV -
SCALE 4:1			SHEET 1 OF 1