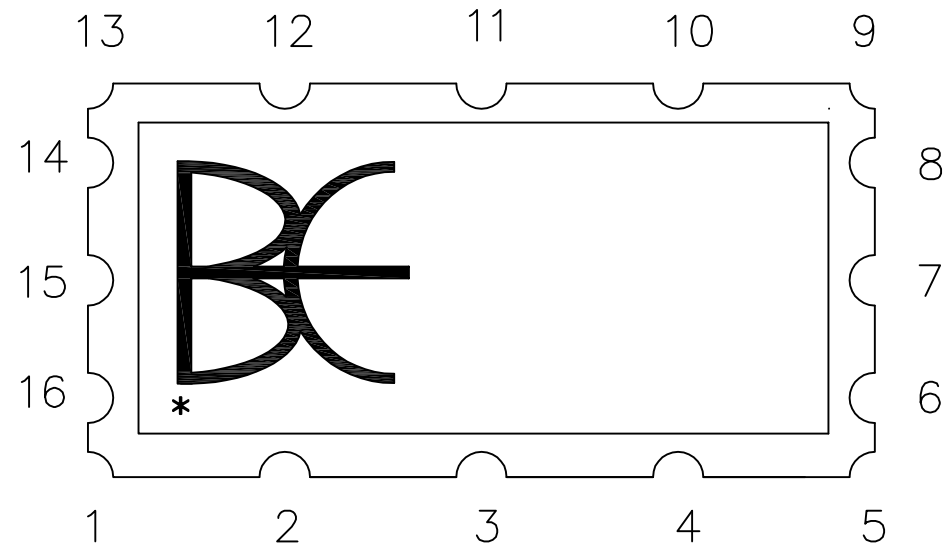
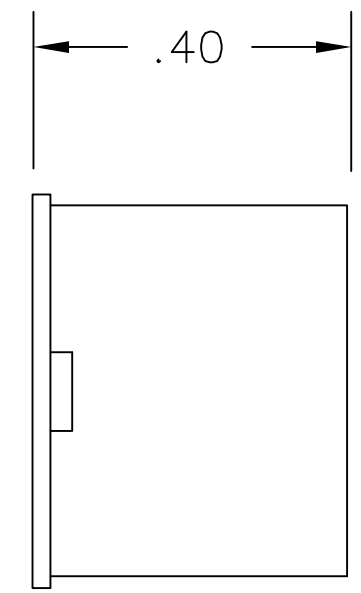
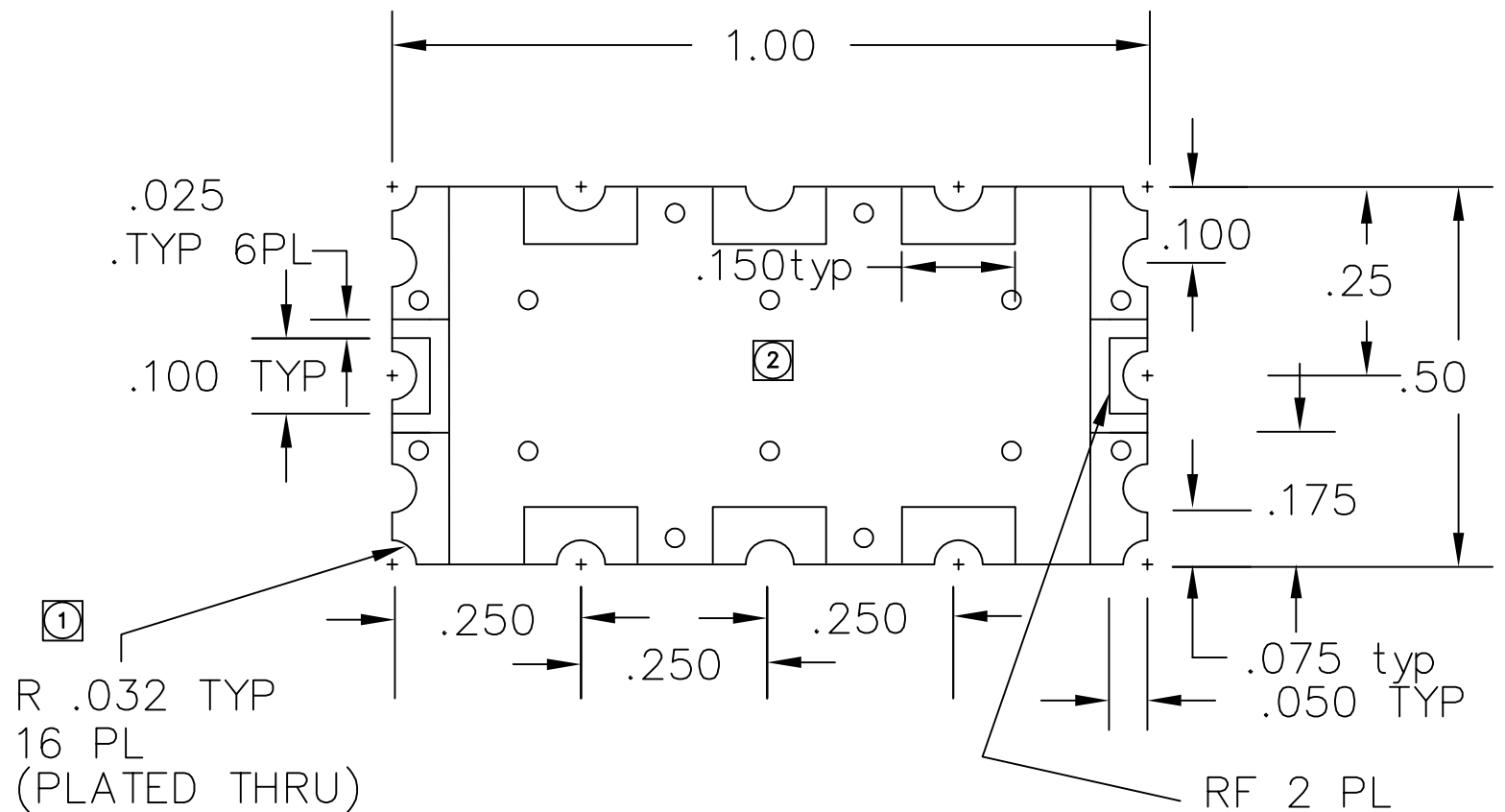


REVISIONS			
REV	DESCRIPTION	DATE	APPROVED
1	Correct scaling/add missing dimensions	9/9/13	



CONTACT I/O
(TOP VIEW)

- 3 15 & 7 RF I/O all others are ground.
- 2 Solder Mask: SR1000, LPI or equivalent.
- 1 Location of plated thru holes are to be held at +/- .005.

THE INFORMATION CONTAINED IN THIS DRAWING IS THE SOLE PROPERTY OF BREE ENGINEERING. ANY REPRODUCTION IN PART OR WHOLE WITHOUT THE WRITTEN PERMISSION OF BREE ENGINEERING IS PROHIBITED.

UNLESS OTHERWISE SPECIFIED DIMENSIONS ARE IN INCHES & TOLERANCES ARE: .XXX .XX ANGLES ±.005 ±.01	CAD GENERATED DRAWING DO NOT MANUALLY UPDATE		BEE BREE ENGINEERING
	DWN LN	DATE 7/11/13	
MATERIAL Nelco 4000-13-EP 1/4 to 1/2 HD 770 .010 THK	CHK		OUTLINE
	RESP ENG		
	MFG ENG		
MATERIAL N/A	QUAL ENG		SIZE CAGE CODE DWG NO B 1K3H5 700226
	Scale for REFERENCE ONLY		
SCALE 4:1			REV 1
SHEET 1 OF 1			